


## ST ALOYSIUS GONZAGA SCHOOL – STUDENT USER GUIDE

- Home Page

Click on the New Registration button.

Sign In

---



**ST ALOYSIUS GONZAGA SCHOOL**

---


©2021-22 SchoolPhins The Wings of an Education.

- On clicking click here to help button, you will get the entire application guide in pdf form.

- **Registration Page**

Fill in Admission Number, Date of Birth and Password for registration and click on register button.

### Student Registration



## ST ALOYSIUS GONZAGA SCHOOL

Admission No\*  
12345

Date of Birth\*  
01-05-2006

Password\*  
••••••••

Confirm Password\*  
••••••••

**REGISTER**

[Click here to help ?](#)                      [Back to Login](#)

©2021-22 SchoolPhins The Wings of an Education.

← dd-mm-yyyy


←

(Note: if the date of birth is not matching or if any error occurs while registration kindly contact in the office.)

- **Login Page**

Type Username (Admission Number) and Password to Login.

## Sign In



### ST ALOYSIUS GONZAGA SCHOOL

Username (Admission No.)\*  
1234

Password\*  
••••••••

[SIGN IN](#)

[NEW REGISTRATION](#)


[Click here to help ?](#)[Forgot Password](#)

©2021-22 SchoolPhins The Wings of an Education.

- while signing in if you forgot your password, click on **Forgot Password**.

- **Forgot Password Page**

Forgot Password



**ST ALOYSIUS GONZAGA SCHOOL**

Admission No\*  
1234

Date of Birth\*  
01-05-2006

**CHANGE**


[Back to Login](#)

©2021-22 SchoolPhins The Wings of an Education.

Type your Admission Number, Date of Birth and click on Change button.

- **Change Password Page**

Change Password



**ST ALOYSIUS GONZAGA SCHOOL**

New Password\*

Re-Type Password\*

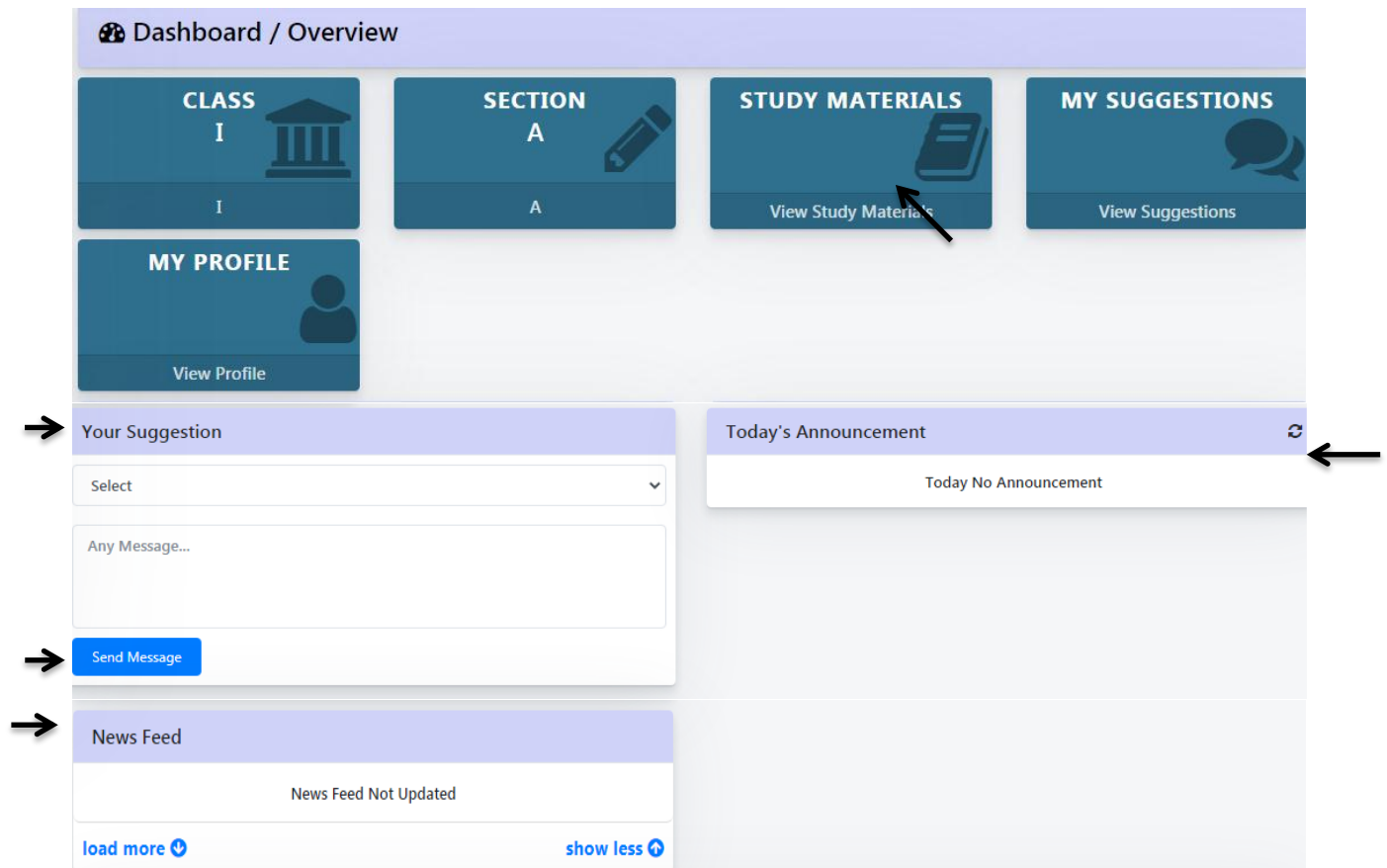
**SUBMIT**

[Back to Login](#)

©2021-22 CollegePhins The Wings of an Education.

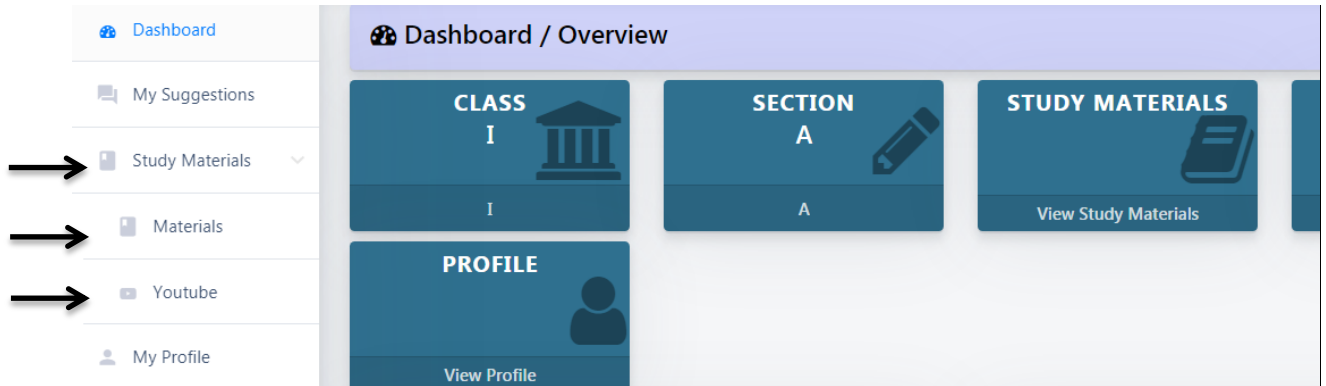
- Type New Password and Re-Type the same password.
- Click on Submit Button. You will get Password updated successfully message.

- **Dashboard Page**

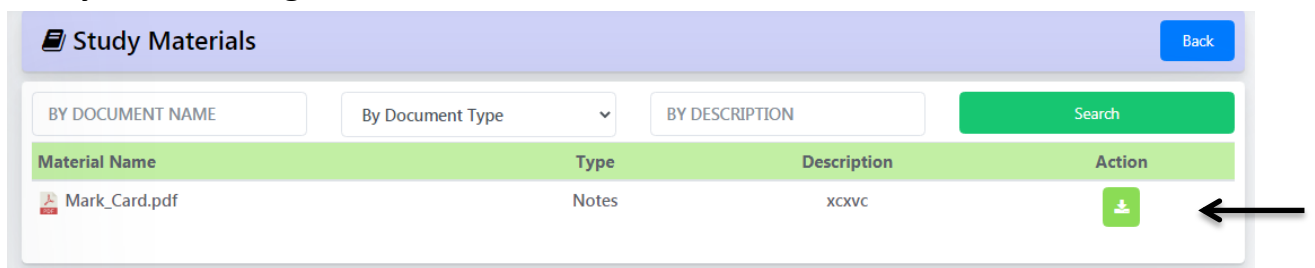


- You can send Message or Suggestion through the Your Suggestion Card.
- Select From Parent or From Student option, and type the message then click on Send Message Button to send the message.
- In News Feed Card you can get school related news.
- In Today's Announcement card you can get the Announcement.

- Click on Study Material Menu. Where you can get pdf notes, e-book, question paper in Materials Sub Menu and you can get subject related videos in YouTube Sub menu.



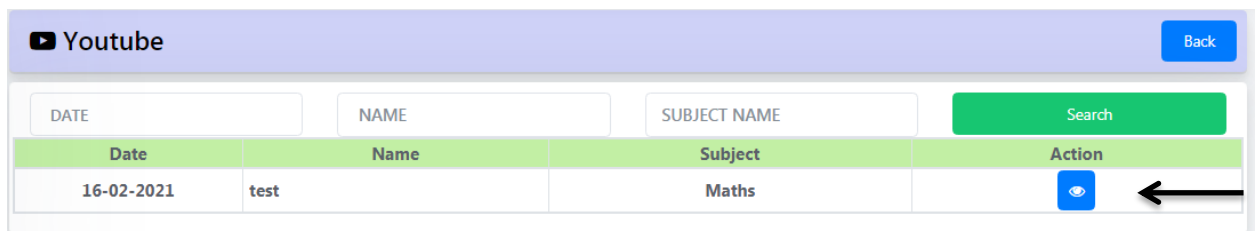
- **Study Material Page**



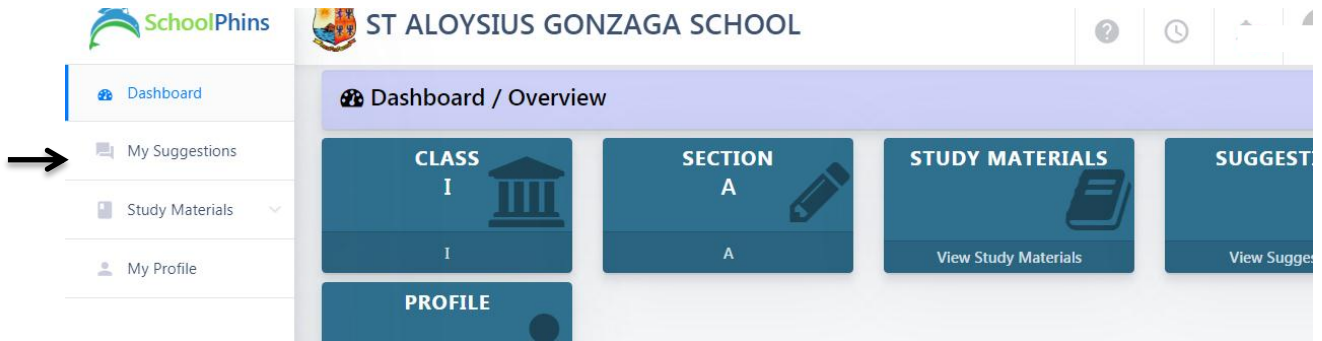
- In Action Column, You can download the notes, pdf notes, e-book, question paper with download button

- **YouTube Page**

- In Action Column, You can watch the video with eye button.



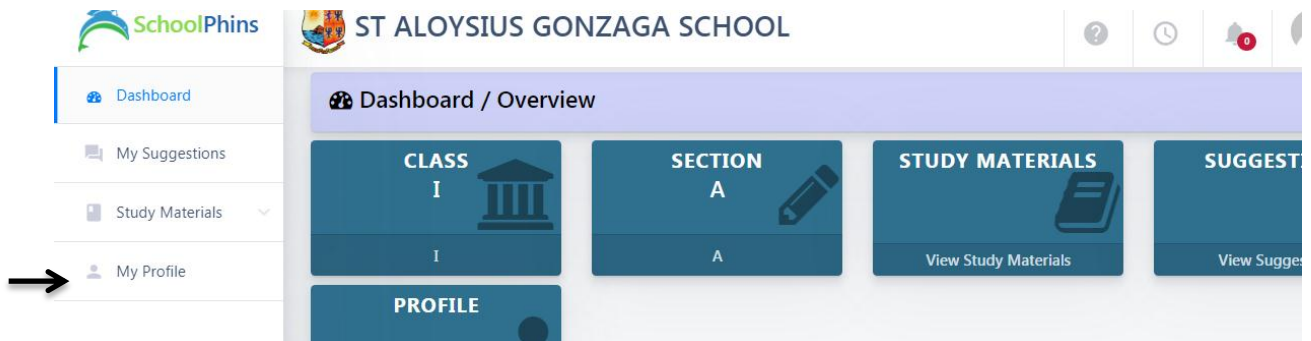
- Click on My Suggestions Menu.



- **My Suggestions Page**



- Here you can view the replies or message that you sent.
- Select From Parent or From Student option, and type the message. Click on Send Button to send the message.
- Click on My Profile Menu.



- **My Profile Page**

- In Personal Tab, you will get the personal Information.
- In Family Tab, you will get the family Information.

- In Academic Tab, yours academic information is displayed.



- In Change Password Tab, you can change the password.

Personal Family Academic **Change Password**

---

Old Password\*  
.....

New Password\*  
.....

Re-Type Password\*  
.....

**Update** ←

**Note:** For any queries contact school office

- Type the Old Password, New Password and Re-type Password.
- Then Click on Update button. If you do so you will get the successful message.

Password updation successful

---

**My Profile** Back

Personal Family Academic **Change Password**

Name :  
Religion : HINDU  
Nationality : Not Updated  
Caste : SC  
Sub Caste : Not Updated  
Category : Not Updated  
Permanent Address :

DOB : 03-01-2014