

## ADMISSION-2026 HELP GUIDE

[Admission-2026 URL/Website link](https://sags.schoolphins.com/admission)

**<https://sags.schoolphins.com/admission>**

### Login Page

Sign In - ADMISSION 2026-2027



ST ALOYSIUS GONZAGA SCHOOL

Mobile Number\*

Password\*

SIGN IN

NEW REGISTRATION

[Click here for help ?](#) [Forgot Password](#)


**Note: The admission registration is now closed.**  
**Only applicants who have previously applied can check their application status.**

Note: For the best experience use "Google Chrome" Browser.

©2025-26 SchoolPhins The Wings of an Education.

## STEP 1: Click on new registration button

ADMISSION REGISTRARTION 2026-2027 [Help ?](#)




**ST ALOYSIUS GONZAGA SCHOOL**

dd-mm-yyyy

**REGISTER**

[Click here for help ?](#) [Back to Login](#)

©2025-26 **SchoolPhins** The Wings of an Education.



**ST ALOYSIUS GONZAGA SCHOOL**

**Thank You**


Successfully Registered, Go back to sign in  
and please fill out the application form.

**Login**

©2025-26 **SchoolPhins** The Wings of an Education.

## Step 2: Login with Credentials

Sign In - ADMISSION 2026-2027



**ST ALOYSIUS GONZAGA SCHOOL**

Mobile Number\*

Password\*

**SIGN IN**

**NEW REGISTRATION**

[Click here for help ?](#) [Forgot Password](#)

**Note: The admission registration is now closed.**  
**Only applicants who have previously applied can check their application status.**

Note: For the best experience use "Google Chrome" Browser.

©2025-26 **SchoolPhins** The Wings of an Education.

### Note:

- Login with credentials which was created in step 1.
- Login with email id or mobile number and password.

### Step 3: Admission form

The screenshot shows the 'STEP I : Student Info' section of the admission form for ST ALOYSIUS GONZAGA SCHOOL, MANGALORE. The form is titled 'Admission Form : 2026'. On the left, there is a sidebar with navigation links: Dashboard, Personal Details (selected), Profile, and Support. The main content area contains a 'Student Photo' upload section with an 'Upload' button and a 'Help' icon. Below this, there are several input fields and dropdown menus for student information: Full Name (As per the Birth Certificate)\* (ANISHA D SOUZA), Date of Birth\* (01-01-2021), Student Age (as on 1 June 2025) (5 YEAR 5 MONTH 0 DAYS), Select Class\* (LKG/ KG 1), Gender\*, Native place\*, Blood Group, Select Mother Tongue\*, Select Nationality\*, Select Religion\*, Select Caste Category\*, Select Caste\*, Select Languages Spoken\*, and Email (to be used for further correspondence)\*. At the bottom, there is a 'Residence Phone Number (Mobile No.)' field. Below the student info section, there is a 'Family Details' section with a 'Father's Photo' upload section and fields for Father's Name (as in the Child's Birth Certificate)\*, Father's Mobile Number\*, Father's Email ID\*, Select Father's Mother Tongue\*, and Select Father's Religion\*.

The screenshot shows the 'STEP II : Document Details' section of the admission form for ST ALOYSIUS GONZAGA SCHOOL, MANGALORE. The form is titled 'Admission Form : 2026'. On the left, there is a sidebar with navigation links: Personal Details, Upload Documents (selected), Profile, and Support. The main content area contains three document upload sections: 'Upload Aadhaar Card/ Aadhaar Application Acknowledgment (Note: Maximum File Size 10MB, File format: JPG, JPEG, PNG, PDF)\*', 'Upload Caste/Category Certificate (Note: Maximum File Size 10MB, File format: JPG, JPEG, PNG, PDF)\*', and 'Birth Certificate (Note: Maximum File Size 10MB, File format: JPG, JPEG, PNG, PDF)\*'. Each section has a 'Help' icon and an 'Upload' button with a cloud icon.

In step 3 fill details of Students, Parents and Guardians

- Fields mentioned with \* are mandatory other is optional
- Click submit

#### Note:

- The document size should be a maximum of 2MB. If the document size exceeds 2MB, compress the file to 2MB using a compression tool. Tool to compress: <https://compressjpeg.com/>

## Payment

ST ALOYSIUS GONZAGA SCHOOL, MANGALORE

Document Details Added Successfully

STEP III : ₹ Payment Admission Form : 2026

Application Fee

Rs. 500.00

Application Fee is Pending

Pay Now

Payment History

Date	Paid Amt.	Transaction ID	Status	Action
Fee Paid Info not found.				

Copyright © 2025-26 SchoolPhins. All rights reserved.

- After filling out the form, you can pay the application fee by clicking on 'Pay Now,' choosing a payment method, and completing the payment.
- Please note: do not refresh the payment screen while making the payment. After a successful payment, you will see a "Payment Successful" message. There, you can review your application form and print the payment receipt.

**Note: You can check your application status by clicking on the dashboard.**